

WINDOWS AND DOORS FOR LIFE

Bespoke high performance Swedish
composite windows and doors



WESTCOAST WINDOWS

SWEDISH WINDOWS BY DESIGN

WINDOWS FOR LIFE

Swedish windows are recognised for their functional design, efficiency and exceptional long life span.

Westcoast Windows design and manufacture high performance composite windows and doors following the principles of functional, yet elegant design, for efficiency and exceptional durability.

Since 1995 our bespoke composite windows and doors have been manufactured on the West coast of Sweden, with the same skill and attention to detail, designed to our customers' exacting requirements and using only the highest quality materials.

Our genuine composite window and door system features durable, sleek aluminium externally, combined with a warm wood interior, to provide a superior lifespan and minimum maintenance – available in a wide range of bespoke sizes, opening styles and finishes to suit your design and budget.

Our tailor made composite windows and doors will be designed to your unique specifications.

Whether you're looking for windows for a new construction or replacement windows, you specify the style, size and design and we will provide a premium quality product, service and on-time delivery.

From domestic self-builds to housing developments, from schools to commercial offices, we can provide a solution – designed with future generations in mind.

Contents

A clear choice	05	Sliding doors	21
The best of both worlds	07	Our glass	22
Classic series	09	Ironmongery & Accessories	24
Design series	13	Finishes & Benefits	28
Antik series	17	Quality Control & Certification	31

A CLEAR CHOICE

Choosing new windows is an important investment in the future of your property. Make the right choice and they will look great and perform for years to come.

THE COMPANY

Westcoast Window Systems Ltd is the UK division of our parent company Westcoast Windows AB based in Trollhättan on the West coast of Sweden, designing and manufacturing high performance bespoke composite windows and doors since 1995.

In the UK we provide the homeowner, self-build, trade and commercial construction industries with the skill and experience of our Scandinavian high quality manufacturing, combined with our UK-based customer services and aftersales support.

UNIQUE CONSTRUCTION

Westcoast Windows manufacture high performance composite windows and doors, following the principles of functional, yet elegant design, efficiency and exceptional durability. Our windows have a unique bonded aluminium and timber composite construction for superb durability.

Our aim is to meet the unique demands of our customers and build high quality windows and doors using the best quality materials to withstand all weather conditions, for a superior lifespan and minimum maintenance.

QUALITY & PRODUCTION

Our philosophy is to build windows of the highest quality, a concept which continues through to our sales, design and production all the way to your home. This influences our choice of materials, our production methods and our customer service.

Designed and tested to exceed all contemporary standards, our products are constructed from a combination of high-tech components and hand-assembled craftsmanship, to ensure consistency of quality throughout the manufacturing process.

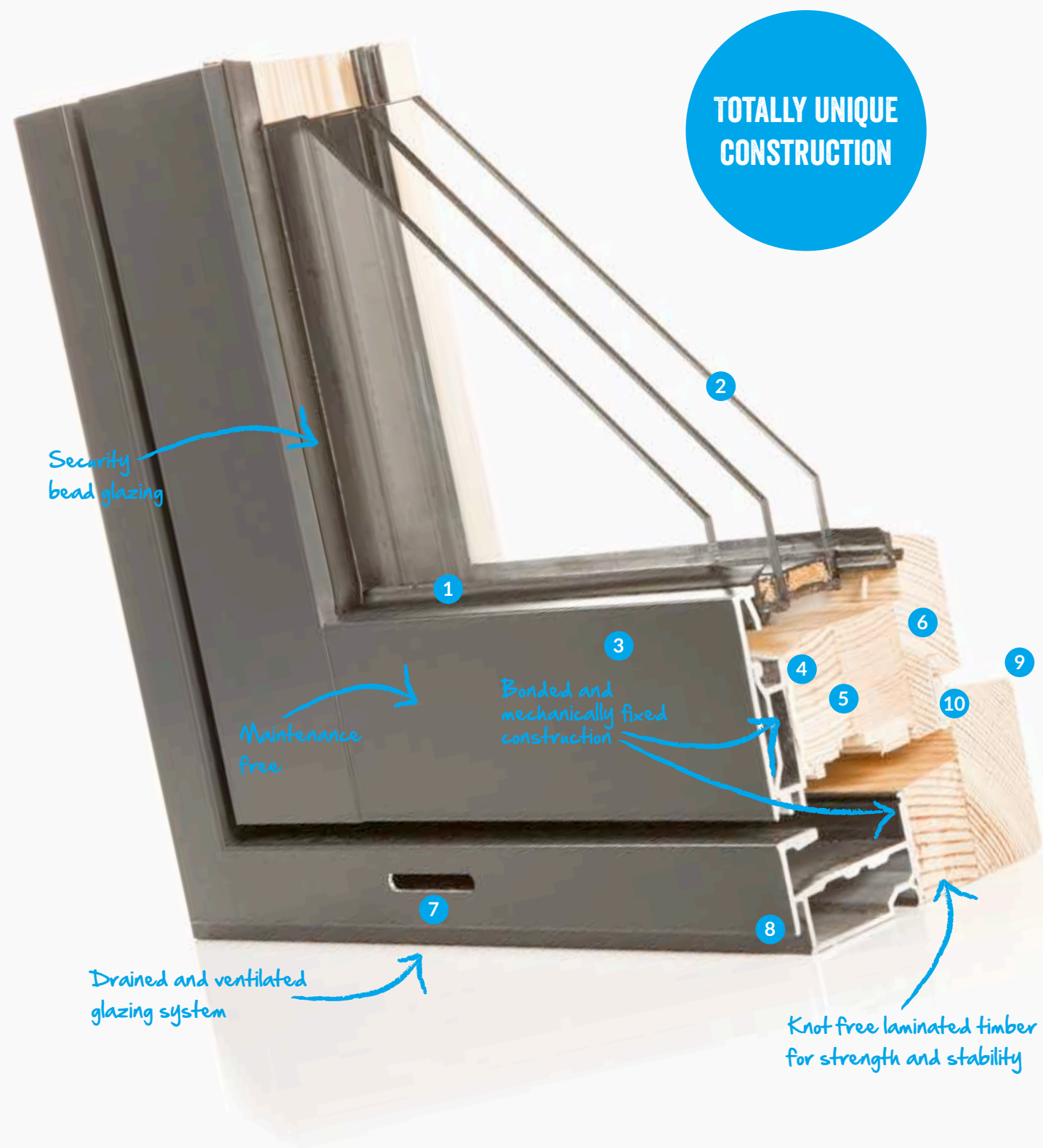
EVERY PROJECT IS UNIQUE, EVERY HOUSE IS INDIVIDUAL AND EVERY CUSTOMER DIFFERENT, YET THE DEMANDS ARE THE SAME – HIGH QUALITY DESIGN AND FINISH, AND EXCEPTIONAL CUSTOMER SERVICE.

FREEDOM OF CHOICE

Maybe you dream of large sliding doors to let the light in or a shaped window to add some character – the choice is yours.

Our bespoke composite windows are available in three different ranges – CLASSIC, DESIGN and ANTIK in a wide variety of sizes, styles, colours and performance, so you can be sure of a solution to fit your design and budget.

From simple fixed light glazing, open-out and open-in casement windows and hinged doors, fully reversible and tilt & turn functions, through to easy glide tilt & slide or lift & slide doors, the whole range is beautifully engineered and tested to achieve the highest performance standards.



TOTALLY UNIQUE
CONSTRUCTION



THE BEST OF BOTH WORLDS

Westcoast windows, doors and sliding doors combine **all the style of aluminium with all the warmth of wood**, ensuring superior external weather resistance with a warmer feel indoors.

The combination of timber and aluminium together with a unique bonded construction offers a long lifespan with minimum maintenance.

1 Glazing gasket. Complement the colour of the window by choosing either a black or light grey glazing gasket, both inside and outside.

2 Glass. You can choose from almost any of the glass types available on the market today, for all the contemporary demands of thermal insulation, sound attenuation, solar control, safety or security. Double or triple glazed sealed units incorporate the latest 'warm edge' technology, insulated super spacers and argon gas filling as standard.

3 Maintenance free. The powder coated aluminium finish protects the window against UV and extreme weather.

4 Bonded construction. Aluminium and timber are bonded to make a truly composite frame and sash. The timber element acts as a thermal break enabling the frame to offer very high levels of insulation.

5 High quality timber. Slow grown Redwood from sustainable forests with a density of 550kg/m³ (Industry norms state 450kg/m³). No environmentally unfriendly Vac-Vac anti-rot treatment of the timber is required as none of the wood is exposed to the weather.


6 Knot free. Knot free laminated timber is used throughout which produces a consistent timber finish and no unsightly knots or finger joints.

7 Drained and ventilated. The aluminium extrusions are specially designed to allow the window frame to be fully drained and ventilated, preventing harmful moisture and rot from damaging the timber.

8 External groove. A groove built in to the aluminium extrusion extends around the entire perimeter of the window, allowing the window to be cleanly sealed.

9 Internal finish. We use only environmentally friendly water based finishes. Multiple coats of paint, stains and lacquers provide an industry leading finish.

10 Weather seal. All seals are housed into grooves within the sash, creating an exceptional air and watertightness seal.



Classic Swedish composite windows – with styles and colour to suit your contemporary or traditional home



TSG 180 Fully Reversible Window

It's easy to see why our flagship product is our most popular window. The concealed hinges are capable of carrying a sash up to a weight of 80kg and gives the window a clean feel both externally and internally. The fully reversible function allows the window to be cleaned from inside the building and the three ventilation positions and two cleaning positions offer functionality and safety. A window that offers everything.



Inside

Knot free Redwood either painted, clear lacquered or stained. American White Oak or other timber species available on request.

Outside

Maintenance free aluminium, powder coated in the colour of your choice. Standard frame depth 100mm or 115mm also available.

CLASSIC

Our Classic series is just that – classic Swedish composite windows, manufactured with uniquely designed aluminium profiles and high density slow grown knot free laminated timber sourced from sustainable forests.

Our **Classic** series of windows offers both inward and outward opening windows and doors, treated with multiple coats of environmentally friendly water-based paint and stains, applied by our in-house state of the art paint plant.

They are supplied as standard with an insulated double or triple glazed sealed unit – whole window U value as low as 1.1 W/m²k for opening windows.

It is easy to understand why this is our most popular series. Along with the elegant look and contemporary styling, the **Classic** series offers unlimited options to suit your specific design and budget.

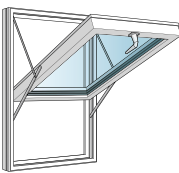
You can select from our wide range of colours and features, such as transoms, mullions, glazing bars, handles, glass types, fixed or many different opening functions.

You can even complement your windows with terrace doors or shaped fixed lights. The choice is limitless, allowing you to create your own bespoke solution.

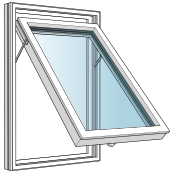


OUTWARD OPENING WINDOWS AND DOORS IN THE CLASSIC SERIES

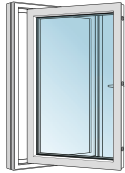
Outward Opening Windows
Frame depth 100mm (standard) or 115mm



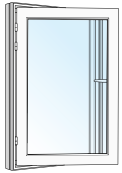
TSG 180
Fully Reversible
180° Opening



TSG 45
Top Swing Projecting
75° Opening



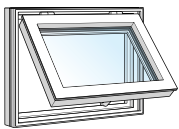
SSG 90
Side Swing Projecting
90° Opening



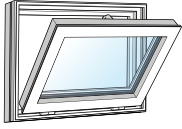
SHG
Side Hung Butt Hinged
90° Opening



FKG
Fixed Light Window



THG
Top Hung Butt Hinged
For use in conjunction with
remote opening gearing

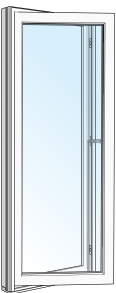


BHG
Bottom Hung Butt Hinged
For use in conjunction with
remote opening gearing

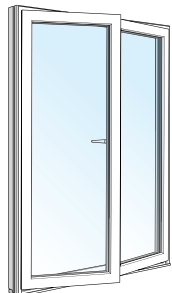


FKG FREE FORM
Shaped and round
fixed lights

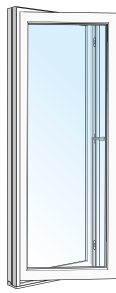
Outward Opening Terrace and Access Doors
Frame depth 100mm (standard) or 115mm



FDG
Single Leaf Terrace Door
Butt Hinged



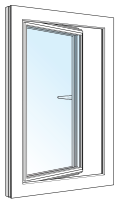
FDGD
Double Leaf Terrace Doors
Butt Hinged



FDGL
Single Leaf Access Door
Butt Hinged

INWARD OPENING WINDOWS AND DOORS IN THE CLASSIC SERIES

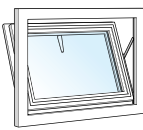
Inward Opening Windows
Frame depth 85mm



SHI
Side Hung Bolt
Hinged



TBT
Tilt Before Turn
Function



BHI
Bottom Hung Bolt
Hinged



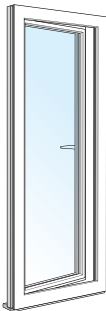
FKD
Fixed Light Window



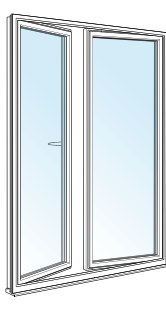
FKD - FREE FORM
Shaped and round
windows



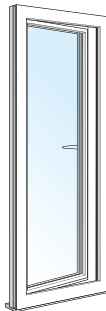
Inward Opening Terrace, Juliette Balcony and Access Doors
Frame depth 85mm



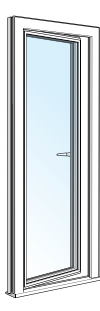
SHID
Single Leaf Terrace Door
Bolt Hinged



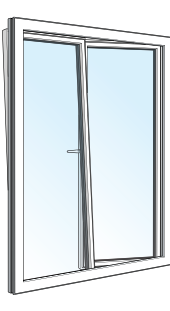
SHIDD
Double Leaf Terrace Doors
Bolt Hinged



SHIDL
Single Leaf Access Door
Bolt Hinged




TBTD
Single leaf Terrace Door
Tilt Before Turn Function



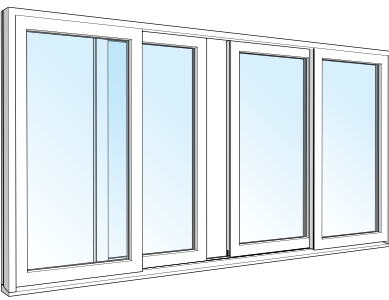
TBTD D
Double Leaf Terrace Doors
Tilt Before Turn Function (Master leaf)
Bolt Hinged (Slave leaf)

SLIDING DOORS


Lift and slide frame depth 185mm
Tilt and slide frame depth 85m



SDA
Lift and Slide Doors
2 panelled



SDC
Lift and Slide Doors
Bi-parting 4 panelled




TS
Tilt and Slide Doors



Design Swedish composite windows – ideal for contemporary homes to let in maximum light

Designed with a flush glazed appearance externally



Design

The flush glazing system creates a contemporary look, while the deeper 48mm glazed unit and larger glass cavity increases the window's thermal performance.

Inside

Internal knot free timber in clear lacquer, paint or stain of your choice.

Outside

The Design range, as with the other window ranges, is designed with a unique bonded construction of aluminium and timber. A solid construction and long lifespan, with your choice of design, finish and size.

DESIGN

Windows are an integral part of your home and it's essential to find the right ones to fit your design. Our Design range offers a contemporary feel for maximum light, a spacious feel and optimum efficiency.

The **Design** window has been developed with contemporary projects in mind. The demands of modern architecture and the need for light, space and energy efficiency can all be met with windows from the **Design** range.

The deeper glass unit removes the need for a step between frame and glass and creates a flush finish and clean lines.

As with the Classic and Antik ranges you have free rein to specify the size and shape of your windows. The **Design** series can be combined with integral glazing bars or Antik profiled timber if preferred, but is at its best when used with simple large areas of glazing.

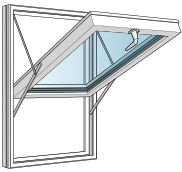
The deeper triple glazed unit not only looks good, but provides greater efficiency – the larger glass cavity increases the window's thermal performance. This means the **Design** series gives you a U-value of 1.0 W/m²k for opening and 0.9 W/m²k for fixed windows.

It provides the contemporary style you're looking for and is the smart long-term investment for your design and budget.




WINDOWS AND DOORS IN THE DESIGN SERIES

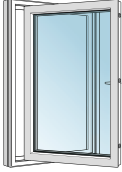
Outward Opening Windows
Frame depth 100mm (standard) or 115mm



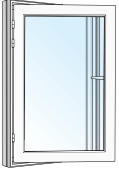
TSG 180
Fully Reversible
180° Opening



TSG 45
Top Swing Projecting
75° Opening



SSG 90
Side Swing Projecting
90° Opening



SHG
Side Hung Butt Hinged
90° Opening



FKG
Fixed Light Window



THG
Top Hung Butt Hinged
For use in conjunction with
remote opening gearing

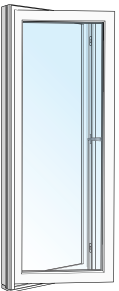


BHG
Bottom Hung Butt Hinged
For use in conjunction with
remote opening gearing

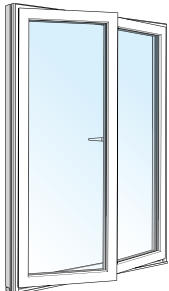


FKG FREE FORM
Shaped and round
fixed lights

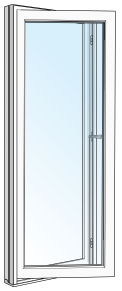
Outward Opening Terrace and Access Doors
Frame depth 100mm (standard) or 115mm



FDG
Single Leaf Terrace Door
Butt Hinged



FDGD
Double Leaf Terrace Doors
Butt Hinged




FDGL
Single Leaf Access Door
Butt Hinged

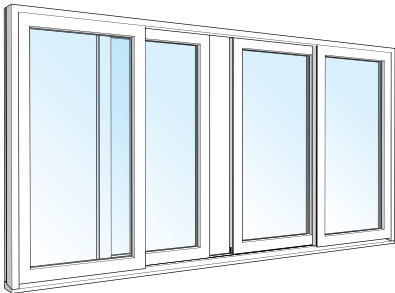


SLIDING DOORS

Frame depth 185mm



SDA
Lift and Slide Doors
2 panelled



SDC
Lift and Slide Doors
Bi-parting 4 panelled

Oak Swedish composite windows – modern efficiency combined with a warm authentic feel



Traditional style with modern design

Antik profiled timber combined with traditional ironmongery recreates the feel of classic window joinery. The image shows an SHG double sash window with glass dividing horizontal glazing bars and cross formed bonded glazing bars. The Antik profile can also be combined with a standard handle and espagnolette locking solution if preferred.

Inside

Ovolo profile to both frame and sash. Concealed weather seal and knot free timber provides a solid feel and stylish, traditional look.

Outside

The unique bonded construction with low maintenance aluminium outside gives an unsurpassed lifespan. Frame depth 115mm only.

ANTIK

The Antik series combines a traditional look with modern design. Beautiful, stylish windows that will add character to your home.

Our **Antik** windows have a handmade feel, ideal for creating a traditional look without sacrificing quality and high performance.

The window interior has an Ovolo moulding to either or both the frame and sash to add character, with concealed weather seals and knot free timber to enhance the appearance.

The exterior provides the same low maintenance features and clean look as the Classic series.

Antik can be combined with an Ovolo profiled glazing bar to match the sash and frame.

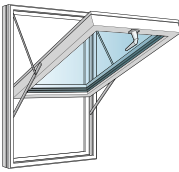
Along with the unique character features, our **Antik** range provides modern high performance windows with U values as low as 1.1 W/m²k.

Timeless appeal with modern design, tailored to your needs, style and budget.

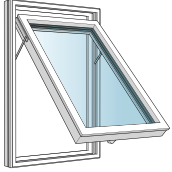


OUTWARD OPENING WINDOWS AND DOORS IN THE ANTIK SERIES

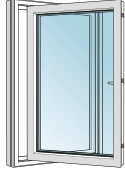
Outward Opening Windows
Frame depth 115mm only



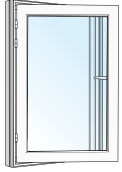
TSG 180
Fully Reversible
180° Opening



TSG 45
Top Swing Projecting
75° Opening



SSG 90
Side Swing Projecting
90° Opening



SHG
Side Hung Butt Hinged
90° Opening



FKG
Fixed Light Window



THG
Top Hung Butt Hinged
For use in conjunction with
remote opening gearing

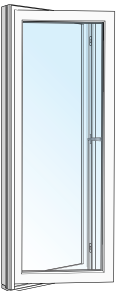


BHG
Bottom Hung Butt Hinged
For use in conjunction with
remote opening gearing

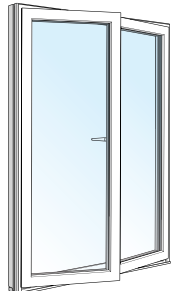


FKG FREE FORM
Shaped and round
fixed lights

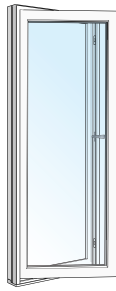
Outward Opening Terrace Doors
Frame depth 115mm only



FDG
Single Leaf Terrace Door
Butt Hinged



FDGD
Double Leaf Terrace Doors
Butt Hinged



FDGL
Single Leaf Access Door
Butt Hinged





SLIDING DOORS

Sliding doors from Westcoast Windows create a seamless flow from the outside into your home. Whatever the weather you can enjoy the light and view in total comfort.

Welcome daylight into your home. We all feel better when we're surrounded by natural light, so it's important to make the best possible use of daylight whilst it's available. With large sliding doors, the light is free to flow into your home.

Create big spaces. Sliding doors provide a sense of open space and they don't intrude into your room like hinged or bi-folding doors. With a maximum width of 6 metres and a height of 2.4 metres, our sliding doors provide significantly larger openings.

Keep the weather out and the warmth in. Our sliding doors can be double or triple glazed with low emissivity, argon gas filled sealed units incorporating only the best warm edge technology for maximum insulation, allowing you to enjoy the warmth of your home while enjoying views of the outside.

Safe and secure. Westcoast sliding doors are designed for safety and ease of use. Their robust construction combined with the use of high performance locking devices means the doors offer exceptional levels of security.



Designed, tested and proven in one of Europe's harshest climates; the West coast of Sweden, our sliding doors let the outside world become part of your home – whatever the weather.

Our **Lift and Slide Doors** are renowned for their elegant design and robust construction. Despite the solid feel, the functional design allows effortless operation.


The **unique Westcoast bonded aluminium / timber construction** provides an unequalled stability and lifespan with minimum maintenance.

The **Lift and Slide Doors** come in 2 panelled (SDA) or 4 panelled bi-parting (SDC) designs.

The **timber is finished in water based environmentally friendly paints**, stains and lacquers, and has a density of 550kg/m³, easily exceeding contemporary standards.

Thermal performance down to 1.0 W/m²k, ensures a comfortable temperature indoors, even during the harshest of weathers.

You can combine your **Lift and Slide Doors** with a wide range of solar control or acoustic glass styles to suit your environment.



STANDARD FACTORY OPTIONS

Single leaf lift & slide – Type SDA

Provides one sliding leaf and one fixed leaf within a single frame.

Double leaf lift & slide – Type SDC

Offers a pair of bi-parting sliding leaves with two fixed lights within a single frame.

Fixed glazed frames – Type SDF

Combine single leaf or double leaf doors with suited fixed glazed panels to create the screen of your choice.

Types of wood

Westcoast sliding doors are made as standard using PEFC certified North European Redwood or American White Oak, sourced from sustainably managed forests. Other timber species can be supplied on request.

Choice of colours

Wood components are fully factory finished using only environmentally friendly water based paints, stains and lacquers.

External aluminium profiles are polyester powder coated in a wide range of standard factory colours or select your own special finish from the RAL or NCS colour charts.

Glass & glazing

All sliding doors are factory double or triple glazed to specification with 28 mm or 36 mm safety glass sealed units incorporating the latest high performance low e coatings, argon gas filling and insulated super spacers as standard for the ultimate in thermal insulation, safety and security.



All Westcoast windows and doors are constructed using laminated Redwood or Oak profiles for strength and dimensional stability – Other appropriate timber species can be specified.




Timber surfaces are beautifully factory finished with either white paint or clear lacquer as standard. A wide range of factory standard powder coat colours are available for aluminium profiles (see page 32) or choose you own colours for a small additional investment.

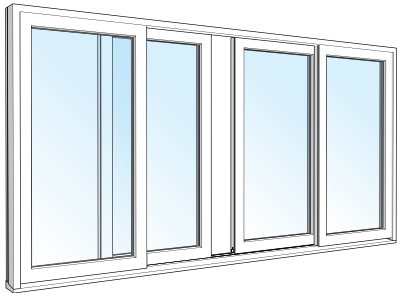


SLIDING DOORS AVAILABLE IN
CLASSIC AND DESIGN SERIES

Lift and slide frame depth 185mm
Tilt and slide frame depth 85m



SDA
Lift and Slide Doors
2 panelled

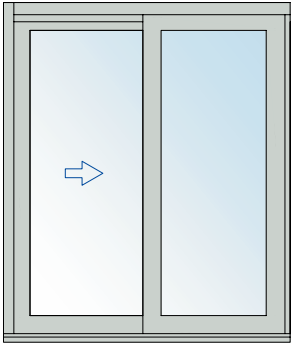


SDC
Lift and Slide Doors
Bi-parting 4 panelled

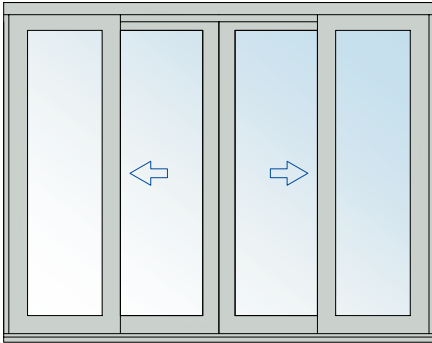


TS (CLASSIC ONLY)
Tilt and Slide Doors

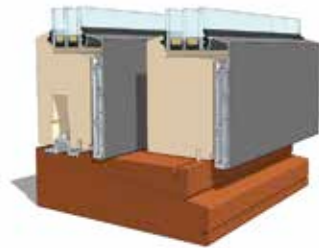
TECHNICAL DATA



LIFT & SLIDE DOOR – TYPE SDA
Maximum frame width 4400 mm
Minimum frame width 1800 mm
Maximum frame height 2400 mm
Frame depth 185 mm



LIFT & SLIDE DOOR – TYPE SDC
Maximum frame width 6000 mm
Minimum frame width 3700 mm
Maximum frame height 2400 mm
Frame depth 185 mm



A UNIQUE DESIGN
Westcoast lift & slide doors have a unique composite aluminium and timber construction. The two materials are bonded and mechanically fixed to provide a natural thermal break between the low maintenance external façade and the warmth and visual appeal of internal timber.

HANDLES AND FITTINGS



Ironmongery pack 606



Ironmongery pack 607



Ironmongery pack 608

Westcoast lift & slide doors are fitted with the latest high performance ironmongery for maximum weathertightness and security. Handles have a satin anodised finish and a choice of locking systems is available.

GLAZING BARS



In common with all Westcoast window and door products, a comprehensive range of glazing bar designs can be provided to enhance the visual appeal of your home.





OUR GLASS

A window has a multitude of functions. It must let in light, provide a view, allow ventilation, insulate thermally and acoustically, protect against the weather, break-ins and fire. Whatever your requirements, we will have a glass to suit.




Safety

We can provide a full range of toughened and laminated glass to suit all safety and containment regulations.



Security

Windows and doors are PAS24 tested and 'Secured by Design' certified.




Solar Control

Minimises the sun's solar energy entering the room and overheating the building, without sacrificing light transmission.



Acoustic Glass

Specially developed glass types and tested combinations are available which significantly reduce noise pollution entering the building up to 48dB(Rw).



Obscure

A frosted or decorative glass can provide privacy or create a design statement. See Page 28 for options and get in touch for more information.



Self Cleaning Glass

Glass which uses nature's own powers of sunlight and rain to keep the glass free from dirt.



Fire Resistance

Limits the rate at which a fire can spread. Tested to 45 minutes for integrity and insulation.



External Condensation

With the advent of ultra low emissivity glazing, external condensation has become an issue during Autumn. No longer a problem with our anti-condensation outer pane.



HANDLES & IRONMONGERY

Westcoast offer a comprehensive range of hinges, handles and restrictors to suit all security, safety and access requirements. All handles have a satin anodised finish as standard.



Slimline non-locking espagnolette handle.



Slimline key locking espagnolette handle.



Non-locking espagnolette handle.



Key locking Tilt before Turn espagnolette handle.



Escutcheon plate and removable handle.



Childproof handle restrictor.



Window restrictor.



Integral restrictor.



Stormhook.



Latch lock.



Trickle vents.



GLAZING BARS

Westcoast Windows offer 3 glazing bar options: Bonded, Integral or Clip-on.



Outside



Inside

Bonded Glazing Bars
Traditional glazing bars are adhered to the glass. Aluminium outside and timber inside to match the window construction.
Classic and Antik ranges only.
34mm wide.



Outside



Inside

Integral Glazing Bars
Installed between the panes of glass within the glazed unit these glazing bars are suitable for use in all window ranges.
An added advantage is that they don't hinder window cleaning.
18mm or 26mm wide.



Outside



Inside

Clip-on Glazing Bars
Clipped on to the glazing bead, these can easily be removed for window cleaning.
Classic and Antik ranges only.
34mm wide.



INTERNAL TIMBER FINISHES

The standard Westcoast Windows finish is White Painted NCS 0502-Y (WCW10). We also offer a Clear lacquered natural finish or several different stain finishes as factory standards. Other colours are available at an additional cost. All finishes are water based and environmentally friendly.



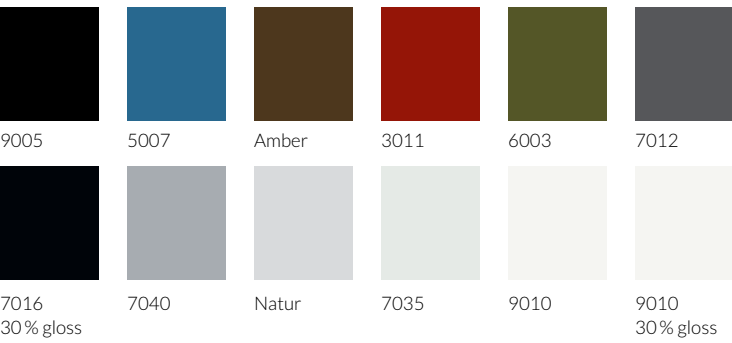
Choice of timber
Westcoast offer alternative timber species to the standard Redwood, for example, American White Oak.




EXTERNAL ALUMINIUM

Any colour can be chosen from the RAL classic range or select a factory standard at no extra cost. Amber and Natur are powder coated finishes unique to Westcoast that mimic anodised.

Factory standard external finishes



DECORATIVE GLASS



OUR PROMISE TO YOU

Westcoast Windows offer window and door solutions that meet the very latest standards without sacrificing style or build quality.

Energy

Around a third of a property's heat is lost through poorly insulated windows, so ensuring you fit energy efficient products should be high on your list of priorities.

With Westcoast Windows the aluminium and timber are bonded to make a truly composite frame and sash. The timber element acts as a thermal break to ensure very high levels of insulation, and seals housed into the grooves within the sash create exceptional air and weather tightness. By using our high performance windows and doors, you can create an energy efficient home and a pleasant living space, whilst helping to reduce heating costs and also lessen your impact on the environment.



Sound Reduction

The sound proofing of windows is measured in dB(Rw) values, based on the amount of noise reduction at high and low frequencies. The higher the Rw value, the better the insulation. To take into account the actual background noise such as traffic, plane and train noise a correction factor (Ctr) has been introduced, expressed as Rw + Ctr.

Westcoast Windows standard entry level double glazed windows offer excellent sound reduction – Rw = 34 dB and Rw + Ctr = 29 dB respectively. Areas of high noise pollution can be better protected by increasing the thickness of the glass – using acoustic laminated panes or adjusting the size of the cavities between glass panes.

Westcoast Windows can offer a variety of tested glass combinations to improve whole window noise reduction up to 48dB(Rw).



Security

Secured by Design (SBD) is a nationwide police initiative to encourage the adoption of crime prevention measures for new build and refurbished homes and commercial premises.

Developed by the Police Crime Prevention Initiatives (PCPI) and working closely with independent testing and auditing authorities, licenced developments are proven to reduce crimes such as burglary by at least 50%.

Westcoast Windows is a licenced member of Secured by Design and our certified windows and door products can be specified to provide safety, security and peace of mind.

For more information visit www.securedbydesign.com



Environmental


Westcoast Windows manufacture with careful consideration for the environment, resulting in high quality doors and windows combined with peace of mind for the environment.

We are committed to using only energy efficient sustainable materials that can be recycled or disposed of by environmentally friendly methods. Because of our unique window construction we don't need to rely on preservative to treat our wood, only water-based paint.

Westcoast Windows use PEFC certified wood, which guarantees that it comes from responsible sources.

For more information visit www.pefc.org





QUALITY THROUGH AND THROUGH

Westcoast Windows and doors are built with all the latest quality, environmental, safety and security standards in mind.

All the key processes of design, testing and manufacture through to delivery and installation undergo regular auditing by an independent 3rd party accredited organisation to ensure and guarantee performance.



All Westcoast products have a 10 year guarantee as standard.



Quality Management



Environmental Management

Secured by Design



Official Police Security Initiative

Secured by Design licensed windows and doors



Window & Door Product Certification



Enhanced Security Window & Door Product Certification



Construction Products Regulation 2011



P-Mark – SP Technical Research Institute of Sweden



Health & Safety Compliance



Supply Chain Management



PEFC certified wood

THE WESTCOAST SYSTEM

Designed and tested to exceed all contemporary standards, the Westcoast system offers a comprehensive range of purpose made factory finished windows, doors and associated products.

The System comprises three distinct Series – Classic, Design and Antik, which offer a range of both outward and inward opening windows, hinged and sliding doors. Suited fixed lights, panels, louvres and operating mechanisms are all custom manufactured to size, shape, glazing specification and finish. This provides homeowners and designers with the flexibility to create the facade and performance of their choice.

An extensive range of opening styles, glazing configurations and ironmongery options are available to meet virtually any performance requirement, especially in matters of thermal insulation, acoustic attenuation, solar control, safety and security.

Westcoast Windows are therefore the solution for most residential and commercial projects, whether new build or refurbishment.

ALL THE STYLE OF ALUMINIUM, ALL THE WARMTH OF WOOD.

Westcoast Windows products have a timber / aluminium construction. Elegant aluminium profiles on the outside and warm, inviting timber on the inside combine the benefits of both materials to provide a durable low maintenance exterior with the comfort, visual appeal and performance benefits of superior quality internal joinery.





WESTCOAST WINDOWS
SWEDISH WINDOWS BY DESIGN

UNIT 8 BRICKFIELDS BUSINESS PARK, OLD STOWMARKET ROAD, WOOLPIT, BURY ST EDMUNDS, SUFFOLK, IP30 9QS.

TEL: 01359 241944 FAX: 01359 241059 EMAIL: INFO@WESTCOASTWINDOWS.COM

WWW.WESTCOASTWINDOWS.COM